



## Parents Information Packet

# Youth Soccer U12

### Includes:

1. Soccer Timeline
2. Parent Information Sheet
3. Parent Code of Conduct
4. Athlete Code of Conduct
5. Thor Guard Information Sheet
6. Concussion Information
7. League Rules
8. Complex Addresses

Please read over the enclosed materials. If you have any, questions please contact the Recreation department at 912-764-5637. Thank you for your cooperation.

[www.bullochrec.com](http://www.bullochrec.com)

# **Fall 2025 Youth Soccer Timeline**

- **U10 Soccer Evaluations**
  - Statesboro/Portal Regs. – Thurs., August 21<sup>st</sup> @ 6:00pm: Mill Creek Field 14
  - Brooklet/Nevils/Stilson Regs. – Thurs., August 21<sup>st</sup> @ 6:00pm: Brooklet Field 4
- **Wednesday, August 27<sup>th</sup>: Teams posted after 5:00pm**
- **Thursday, August 28<sup>th</sup>: Coaches Clinic/Training**
- **Tuesday, September 2<sup>nd</sup>: First Youth Soccer Practice**
- **Saturday, September 13<sup>th</sup>: Fall Kickoff**
- **Thursday, October 9<sup>th</sup>: Last Youth Soccer Games**
- **October 14<sup>th</sup> – 18<sup>th</sup> BOE Fall Break**

**Ashton Faircloth and Cam Buchanan**

**Soccer Athletic Supervisors**

**Email: [afaircloth@bullochrec.com](mailto:afaircloth@bullochrec.com); [cbuchanan@bullochrec.com](mailto:cbuchanan@bullochrec.com)**

**Office: 912-764-5637**



# BULLOCH COUNTY **recreation** *and parks*

## Fall 2025 Soccer: U12 Evaluation Information

### U12 Soccer (10-11 years old)

#### ▪ Thursday, August 21<sup>st</sup>

<u>Area playing out of</u>	<u>Evaluation Location</u>	<u>Time</u>
Statesboro/Portal	Mill Creek Field 14	6:00pm
<u>Area playing out of</u>	<u>Evaluation Location</u>	<u>Time</u>
Brooklet/Nevils/Stilson	Brooklet Field 4	6:00pm

### General Information

- **Meeting Days:** Tuesdays, Thursdays, and select Saturdays. Mondays may be used as reschedule dates
- **Age Control Date:** September 1<sup>st</sup>, 2025
- **Meetings Times:** 6:00pm or 6:45pm / Saturdays 9:00am, 9:45am, or 10:30am
- **Uniforms:** We provide jersey, shorts, and socks
  - The participant must provide shin guards prior to the first practice. Cleats are optional
- We do keep score and standings are kept
- First and Second Place trophies are provided
  - Participation trophies are **NOT** provided by the Recreation Department for this age group
- Teams and practice schedules will be posted on Wednesday, August 27<sup>th</sup> after 5:00pm on our website at [www.bullochrec.com](http://www.bullochrec.com)

# SPORT PARENT CODE OF CONDUCT

I therefore agree:

1. I will not force my child to participate in sports
2. I will remember that children participate to have fun and that the game is for youth, not adults.
3. I will inform the coach of any physical disability or ailment that may affect the safety of my child or the safety of others.
4. I will learn the rules of the game and the policies of the league.
5. I (and my guests) will be a positive role model for my child and encourage sportsmanship by showing respect and courtesy, and by demonstrating positive support for all players, coaches, officials and spectators at every game, practice, or other sporting event.
6. I (and my guests) will not engage in any kind of unsportsmanlike conduct with any official, coach, player, or parent such as booing and taunting; refusing to shake hands; or using profane language or gestures.
7. I will not encourage any behaviors or practices that would endanger the health and wellbeing of the athletes.
8. I will teach my child to play by the rules and to resolve conflicts without resorting to hostility or violence.
9. I will demand that my child treat other players, coaches, officials, and spectators with respect regardless of race, creed, color, sex, or ability.
10. I will teach my child that doing one's best is more important than winning, so that my child will never feel defeated by the outcome of a game or his/her performance.
11. I will praise my child for competing fairly and trying hard, and make my child feel like a winner every time.
12. I will never ridicule or yell at my child or other participant for making a mistake or losing a competition.
13. I will emphasize skill development and practices and how they benefit my child over winning. I will also deemphasize games and competition in the lower age groups.
14. I will promote the emotional and physical well-being of the athletes ahead of any personal desire I may have for my child to win.
15. I will respect the officials and their authority during games and will never question, discuss, or confront coaches at the game field, and will take time to speak with coaches at an agreed upon time and place.
16. I will demand a sports environment for my child that is free from drugs, tobacco, and alcohol and I will refrain from their use at all sports events.
17. I will refrain from coaching my child or other players during games and practices unless I am one of the official coaches of the team.

# 5 Ways to be a Successful Sideline Parent

1. **Resist Shouting out instructions.** That is the coach's job. When both coach and parents yell. Kids get confused. Urgent advice hollered from the sidelines almost never improved performance. All you are doing is venting your own anxieties.
2. **Show appreciation for the play of the other team.** Every decent coach tries to instill this positive attitude, and it needs to be vigorously reinforced on and off the field. The last thing young athletes need is to cultivate hostility toward their opponents, who are often friends or acquaintances.
3. **Don't undermine the coach.** If you know more about the sport than they do, so what. The coach's mission is to create an optimal environment for the whole team.
4. **Leave the ref out of it.** Referees do not care what team wins. Their mistakes are honest ones, and your child needs to know that you believe this. Any criticism or questioning of the referees shows an exaggerated focus on winning and lack of respect for authority.
5. **Help kids cope with other parent's outbursts.** Point out that screaming Mr. Smith must have forgotten that sports are supposed to be fun. Tell them that you intend to speak with Mr. Smith about his attitude as soon as he's in a better mood.

# Young Athlete Code of Conduct

National Alliance for Youth Sports


- ✓ To have sports be a safe experience, free from abuse and violence
- ✓ To have fun learning, trying new things and being able to practice and play
- ✓ To follow rules
- ✓ To tell parents (or other trusted adult) about any abuse
- ✓ To try our hardest and best
- ✓ To learn the values of teamwork – helping and supporting one another
- ✓ To learn ways to deal with pressure and frustrations
- ✓ To care about what happens to other
- ✓ To settle conflicts without saying or doing things that hurt others
- ✓ To treat coaches and officials with respect
- ✓ To treat others as you want to be treated
- ✓ To be a good sport (how you talk to others and how you behave)
- ✓ To let your parents and coaches know what you need

# Thor Guard Lightning Prediction System

**"A Proactive Solution for Lightning Safety"**

## How it Works

- \* Sensors measure and analyze the electrostatic fields in the atmosphere
- \* Predicts the possible occurrence of lightning 8 - 20 minutes before it could potentially strike



## Operational Statistics

- \* The system has a coverage area radius of 2.5 miles
- \* It is 97% accurate within a 2-mile radius
- \* System operates seven days per week, from 8am - 9:30pm in the months of March - November.

## When a Threat is Detected

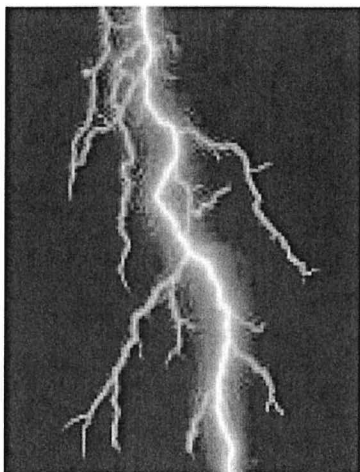
- \* Warning horn will sound with an uninterrupted 15-second blast and a strobe light will flash when there is the potential for a lightning strike within the coverage area
- \* Once a threat is detected, the system continuously updates data about energy in the air 50 times per second to see if the atmosphere still retains the potential energy necessary for a lightning strike
- \* Upon hearing the horn blast and/or seeing the strobe light, park users must leave the park and seek appropriate shelter

## What Qualifies as Appropriate Shelter

- \* Inside buildings, hard-top vehicles or other lightning protected facilities and amenities
- As a Last Resort: Seek low-lying areas or dense woods*

## What to Avoid

- |                             |                                 |
|-----------------------------|---------------------------------|
| * Open areas/isolated trees | * Overhead wires/power lines    |
| * Water                     | * Elevated ground               |
| * Metal                     | * Maintenance Machinery         |
| * Wire Fences               | * Open top or soft top vehicles |



## When the Threat has Diminished

- \* The horn will sound three short 4-second blasts and the strobe light will turn off
- \* The horn signals that normal activity may resume

## Thorguard Location

- \* near pond at Mill Creek Regional Park

## Other Non-covered Locations

- \* Signal horns may not be at your site, but at a site within ear shot. If you hear the alarm, please leave the park immediately.

If you have any questions or concerns regarding the Thorguard Lightning Prediction System, please contact the Statesboro-Bulloch Parks and Recreation Department at (912) 764-5637 or [mail@bullochrec.com](mailto:mail@bullochrec.com).

Please visit our website for more details: [www.bullochrec.com](http://www.bullochrec.com).

Please enjoy your day at beautiful Mill Creek Regional Park!

# Concussion

## INFORMATION SHEET



**CDC HEADS UP**  
SAFE BRAIN. STRONGER FUTURE.

This sheet has information to help protect your children or teens from concussion or other serious brain injury. Use this information at your children's or teens' games and practices to learn how to spot a concussion and what to do if a concussion occurs.

### What Is a Concussion?

A concussion is a type of traumatic brain injury—or TBI—caused by a bump, blow, or jolt to the head or by a hit to the body that causes the head and brain to move quickly back and forth. This fast movement can cause the brain to bounce around or twist in the skull, creating chemical changes in the brain and sometimes stretching and damaging the brain cells.

### How Can I Help Keep My Children or Teens Safe?

Sports are a great way for children and teens to stay healthy and can help them do well in school. To help lower your children's or teens' chances of getting a concussion or other serious brain injury, you should:

- Help create a culture of safety for the team.
  - Work with their coach to teach ways to lower the chances of getting a concussion.
  - Talk with your children or teens about concussion and ask if they have concerns about reporting a concussion. Talk with them about their concerns; emphasize the importance of reporting concussions and taking time to recover from one.
  - Ensure that they follow their coach's rules for safety and the rules of the sport.
  - Tell your children or teens that you expect them to practice good sportsmanship at all times.
- When appropriate for the sport or activity, teach your children or teens that they must wear a helmet to lower the chances of the most serious types of brain or head injury. However, there is no "concussion-proof" helmet. So, even with a helmet, it is important for children and teens to avoid hits to the head.



**Plan ahead.** What do you want your child or teen to know about concussion?

### How Can I Spot a Possible Concussion?

Children and teens who show or report one or more of the signs and symptoms listed below—or simply say they just "don't feel right" after a bump, blow, or jolt to the head or body—may have a concussion or other serious brain injury.


#### Signs Observed by Parents or Coaches

- Appears dazed or stunned
- Forgets an instruction, is confused about an assignment or position, or is unsure of the game, score, or opponent
- Moves clumsily
- Answers questions slowly
- Loses consciousness (even briefly)
- Shows mood, behavior, or personality changes
- Can't recall events *prior to* or *after* a hit or fall

#### Symptoms Reported by Children and Teens

- Headache or "pressure" in head
- Nausea or vomiting
- Balance problems or dizziness, or double or blurry vision
- Bothered by light or noise
- Feeling sluggish, hazy, foggy, or groggy
- Confusion, or concentration or memory problems
- Just not "feeling right," or "feeling down"

**Talk with your children and teens about concussion.** Tell them to report their concussion symptoms to you and their coach right away. Some children and teens think concussions aren't serious, or worry that if they report a concussion they will lose their position on the team or look weak. Be sure to remind them that *it's better to miss one game than the whole season.*



[cdc.gov/HEADSUP](https://cdc.gov/HEADSUP)



## CONCUSSIONS AFFECT EACH CHILD AND TEEN DIFFERENTLY.

While most children and teens with a concussion feel better within a couple of weeks, some will have symptoms for months or longer. Talk with your children's or teens' healthcare provider if their concussion symptoms do not go away, or if they get worse after they return to their regular activities.

### What Are Some More Serious Danger Signs to Look Out For?

In rare cases, a dangerous collection of blood (hematoma) may form on the brain after a bump, blow, or jolt to the head or body and can squeeze the brain against the skull. Call 9-1-1 or take your child or teen to the emergency department right away if, after a bump, blow, or jolt to the head or body, he or she has one or more of these danger signs:

- One pupil larger than the other
- Drowsiness or inability to wake up
- A headache that gets worse and does not go away
- Slurred speech, weakness, numbness, or decreased coordination
- Repeated vomiting or nausea, convulsions or seizures (shaking or twitching)
- Unusual behavior, increased confusion, restlessness, or agitation
- Loss of consciousness (passed out/knocked out). Even a brief loss of consciousness should be taken seriously

► **Children and teens** who continue to play while having concussion symptoms, or who return to play too soon—while the brain is still healing—have a greater chance of getting another concussion. A repeat concussion that occurs while the brain is still healing from the first injury can be very serious, and can affect a child or teen for a lifetime. It can even be fatal.

### What Should I Do If My Child or Teen Has a Possible Concussion?

As a parent, if you think your child or teen may have a concussion, you should:

1. Remove your child or teen from play.
2. Keep your child or teen out of play the day of the injury. Your child or teen should be seen by a healthcare provider and only return to play with permission from a healthcare provider who is experienced in evaluating for concussion.
3. Ask your child's or teen's healthcare provider for written instructions on helping your child or teen return to school. You can give the instructions to your child's or teen's school nurse and teacher(s) and return-to-play instructions to the coach and/or athletic trainer.

Do not try to judge the severity of the injury yourself. Only a healthcare provider should assess a child or teen for a possible concussion. Concussion signs and symptoms often show up soon after the injury. But you may not know how serious the concussion is at first, and some symptoms may not show up for hours or days.

The brain needs time to heal after a concussion. A child's or teen's return to school and sports should be a gradual process that is carefully managed and monitored by a healthcare provider.

To learn more, go to [cdc.gov/HEADSUP](https://www.cdc.gov/HEADSUP)



**Discuss the risks of concussion and other serious brain injuries with your child or teen, and have each person sign below.**

Detach the section below, and keep this information sheet to use at your children's or teens' games and practices to help protect them from concussion or other serious brain injuries.

☐ I learned about concussion and talked with my parent or coach about what to do if I have a concussion or other serious brain injury.

Athlete's Name Printed: \_\_\_\_\_ Date: \_\_\_\_\_

Athlete's Signature: \_\_\_\_\_

☐ I have read this fact sheet for parents on concussion with my child or teen, and talked about what to do if they have a concussion or other serious brain injury.

Parent or Legal Guardian's Name Printed: \_\_\_\_\_ Date: \_\_\_\_\_

Parent or Legal Guardian's Signature: \_\_\_\_\_

**Bulloch County Recreation & Parks**  
**U12 – 5 v 5 Modified Rules**

**1. Players and Field Size**

- a. Each team will have 5 players on the field. NO GOAL KEEPERS. Field size is a typical U8 Field.

**2. No-Man's Land -Semi Circle**

- a. There shall be a designated No-man's land (NML) equivalent to the 6yd box in front of each goal. Balls or players touching the lines on the field shall be deemed inside the NML.
  - i. No player shall be permitted to play the ball while in the NML.
  - ii. No player shall play a ball that is in the NML.
- b. Rules for Violation of above Rules.
  - i. Should a defensive player play a ball in the NML, or play any ball while standing in the NML, they shall incur a penalty resulting in a penalty kick. Should a ball that is headed to be a clear and obvious goal be played in the NML, the result of the play will be a GOAL not a penalty kick.
  - ii. Should an offensive player play a ball in the NML, or play any ball while standing in the NML, they shall incur a penalty resulting in a goal kick.

**3. Penalty Kick**

- a. Should a player commit a foul that results in a penalty kick. The other team will get a penalty/free kick from the center spot of the field. Only players on the playing field at the time of the foul are eligible to take the kick. Since there is no goalkeeper, one of 3 results will occur. Penalty Kicks are considered a dead ball play.
  - i. Goal - play resumes based on post goal actions.
  - ii. No Goal – Any ball that is not a goal after a PK will be played as a goal kick.

**4. Free Kick**

- a. A direct kick will be used if the foul is committed against the offensive team on their offensive side.
- b. An indirect kick will be used if a team is fouled on their own defensive side.  
A direct kick means that it does not have to touch another player before going into the goal and being counted as a goal. An indirect kick must be touched by another player on either team for it to count as a goal if it goes in. Players are permitted to set up a wall during either type of kick as long as they are not in or touching the NML line.

**5. Goals**

- a. GOALS MAY ONLY BE SCORED FROM THE OFFENSIVE SIDE OF THE FIELD unless touched by a defender. Once a goal is scored the ball is played from the center of the field.

**6. Length of Play**

- a. Each game shall consist of 2, 20-minute halves with an 8-minute half time.

**7. Substitutions**

- a. Substitutions may be made at any time there is a stoppage of play, except before a penalty kick. Substitutions may be made after the penalty kick.
- b. Substitutions coming onto the field cannot take a PK.
- c. Subs are expected to wait until the ref signals them to enter the field.
- d. Subs will enter and leave the field at half field.

## 8. Players

- a. Teams may start the game with 3 players. The opposing team is not obligated to play with 4 players and may play with 5.

## 9. Offsides

- a. A player is caught offside if he's nearer to the opponent's goal than both the ball and the last opponent when his team-mate plays the ball to him. If the last opponent is positioned in the attacking zone, the half-way line will be considered the last opponent. The result of an offside play is an indirect kick at the point where the ball was played.

## 10. Ball in and out of play

- a. The ball is what is in play, not the player.
- b. The only exception to this rule is NML. If the ball OR player is even touching the line, then the ball is played it will be considered a foul.
- c. Proper throw-ins will be enforced, and each player will be allowed 1 attempt.

## 11. Housekeeping

- a. Parents/Spectators are NOT allowed to sit on the same side as the coaches and players or behind the goal, they MUST sit on the spectators' side.

## 12. All Other Laws of the game shall be enforced.

## 13. League Standings

- a. Standings will be kept. Only the 1<sup>st</sup> and 2<sup>nd</sup> place teams will be awarded medals at the end of the season.
- b. Standings are determined by wins/losses/draws.  
Win = 3 points  
Loss = 0 points  
Draw = 1 point
- c. Tie Breaker
  1. Head-to-Head record
  2. Goal Differential
  3. We will compare outcomes of each team against the next highest ranked team
  4. If one of the tied teams had a forfeit during the season, they would automatically drop one spot.
  5. Teams that had coaches who did not attend the Coaches Clinic/Training would automatically drop one spot if tied with another team at the end of the season.

## 14. Violations

a. **Players missing practice must provide a written excuse to their coach.** The coach must then give that excuse to a BCRP staff member. Coaches should notify the scorekeeper of the game if they have a player who has not met the practice requirements. **These players will be allowed to participate in only the first ten (10) minutes of the second half. If a player misses more than two practices he can be suspended for the next game. Only the Athletics Manager can withdraw this suspension.**

**NOTE:** If there are any questions on a rule, all interpretations will be made by the Athletics Manager.

- a. If any player does not play for disciplinary reasons or if she or he is unwilling or unable to play half of a match, it is the responsibility of the coach to notify the field supervisor. Coaches not playing their players the required time will receive:

1<sup>st</sup> offense: Verbal warning

2<sup>nd</sup> offense: Written warning

3<sup>rd</sup> offense: Suspension of coaching duties

\*\*\* Any confirmed violations may result in immediate dismissal. \*\*\*

## Complex Addresses

<b>Brooklet Soccer Park</b>	BR	411 Parker Ave, Brooklet GA
<b>Mill Creek Park</b>	MC	1388 Hwy 24 East, Statesboro, GA
<b>Nevils Park</b>	N	8438 Nevils-Groveland Road, Statesboro
<b>Stilson Park</b>	ST	15340 Hwy 119 Connector, Brooklet, GA